


M370 New Dual adjustable pulley

BH FITNESS

Length: 122cm
Width: 192cm
Height: 230cm
Weight: 273kg
Load: 91kg in each side




ANTI-CORROSIN PAINT TREATMENT

Three-layer paint treatment with anti-corrosion primer.



4MM THICK STRUCTURE

4mm thick structure in high durability ST-37/40 quality steel and 5mm thick coated steel cable.



ONE HAND GRIP

Possibility of adjusting the pulleys with one hand.




5KG CONSECUTIVE LOADS

Weight loads from 5Kg to 5Kg for a progressive and smooth improvement of training.



GRAPHIC EXERCISES PANEL

Explicative graphic pannel about differet exercises that can be carried out out and the muscles involved.



ACCESSORIES INCLUDED

Includes 2 short grips, 2 long grips, 1 adjustable wrist and ankle strap, 1 double rope, and 1 bar.

TECHNICAL CHARACTERISTICS

- **New design.** Essential machine in any gym with a redesign that improves its aesthetic appearance, with a more modern image, and its functionalities to improve workouts
- **Multy traning.** It has 30 different training heights in each arm, which allows you to perform multiple different work exercises with pulleys and cable. Ideal for personal training sessions.
- **Pull-up grip** at the top.
- **It allows two people simultaneous work.**
- **Adjustable double pulleys**, with independent arms and 180° free movement.
- **Double adjustable pulley system** that allow the exercises to be carried out with absolute freedom of movement, being able to vary the position of the body while the exercise is carried out.
- Standard accessories to increase training possibilities: individual grips, press bar, Z bar for biceps and triceps, specific bat for golf exercises. Accessories are placed on the central panel.
- **Fixed double grip** on the weight tower and next to each pulley.
- **Central racks** to store the grips.
- Non-slip foot support. It prevents the foot from slipping, preventing possible injuries.
- **Polycarbonate front and rear fairings.** Shockproof. They provide safety against accidents. Very easy to clean. Provides greater safety to the user during the course of exercise, avoiding accidents while the plates are moving.
- **High strength 5mm thick coated braided steel cable**, covered with nylon. Contributes to a smooth and safe transmission..
- **Resistance adapted to the different moments** of force developed throughout the movement path. Workloads adapted to both beginners and advanced athletes..
- **Designed with large biomechanical study.** It guarantees smooth, natural movements with great muscular concentration.
- **4 millimeters thick structure in quality steel**
- **ST-37/40.** High durability guarantee.
- **Tubes with rounded edges** of elliptical section to avoid cuts or blows..
- **Three-layer paint treatment.** It is composed of an anti-corrosion primer that guarantees durability of this equipment. After that, a layer of epoxy powder and a lacquer or varnish finish are applied that gives it a modern, professional and highly developed appearance.
- **Visual scale with didactic weight indications in 3 colors according to the load level: light, medium and advanced (green, yellow and red).** Very intuitive system that helps the user to quickly identify the load and its evolution or progression in the exercise. Plates with weight indicators in kg and lbs..
- **Safe and durable design, with optimized safety and comfort.** Its design with extensive biomechanical study is based on complete studies of the anatomy of each muscle and its behavior during exercise. It ensures a range of smooth and progressive exercises, as well as a natural, precise and fluid movement.
- **Explanatory graphic panel with the correct posture to carry out the exercise and the muscles involved in it.** Located in a high visibility position, it helps the user to quickly identify the machine and exercise properly.
- **Magnetized and aligned plate selectors with the work plane.** The magnets eliminate any chance of the selector coming off during exercise. The knocking that some inexperienced users do can cause the selector to come off during exercise with the consequent risk of injury..
- **High contrast yellow trim elements.** It facilitates a quick and comfortable visual identification of the adjustment selectors for any type of user, without the help of the trainer. Easy access to all elements of regulation and load selection from the working position by the user.
- **Load reduction system** that allows a great range of movement on each side and performs them at high speed without loss of resistance at any point along the path (muscle power work).

Length	122cm
Width	192cm
Height	230cm
Weight	273kg
Load	91kg in each side